

Connecting the Generations:

"For where your treasure is, there will your heart be also."—Matt. 6:21

Now that Women's Conference is over (and we all are facing reality again) let's not forget the spirit we felt and the lessons we learned at the conference. Remember to have the courage to be one of those "just men" who try even when things seem impossible. Heavenly Father sent you here to succeed and he "delights in your efforts". Here are the quotes from my talk and a booklet to help you get started with family history (if it's on your list of impossible things). Also, by request, I have included a printer-friendly copy of the "Opportunities for Joy in Our Families" slide from my presentation. I know your own adventure will be just as personal and miraculous as mine if you seek for the joy Heavenly Father intended you to experience.

Best wishes, Kristi



HELANAN 5:8 "...YE MAY DO THESE THINGS TO LAY UP FOR YOURSELVES A TREASURE IN HEAVEN, YEA, WHICH IS ETERNAL, AND WHICH FADETH NOT AWAY; YEA, THAT YE MAY HAVE THAT PRECIOUS GIFT OF ETERNAL LIFE, WHICH WE HAVE REASON TO SUPPOSE HATH BEEN GIVEN TO OUR FATHERS."



ELDER DALLIN H. OAKS SAID, "THE LORD USES ADVERSITIES TO SEND MESSAGES TO HIS CHILDREN."

PRESIDENT WILFORD WOODRUFF SAID "HE DELIGHTS IN THE EFFORTS OF HIS CHILDREN TO BE PURE."



D&C 76:69 "THESE ARE THEY WHO ARE JUST MEN MADE PERFECT THROUGH JESUS THE MEDIATOR OF THE NEW COVENANT, WHO WROUGHT OUT THIS PERFECT ATONEMENT THROUGH THE SHEDDING OF HIS OWN BLOOD."



GENEALOGY

I am doing it!

7-DAY JUMPSTART PROGRAM

Illustrations include: a temple, a girl with her hands clasped, a clock with a "MY GOALS" label, a stack of papers labeled "MEMOS", a calendar, and photos.

SCRIPTURE RESOURCES

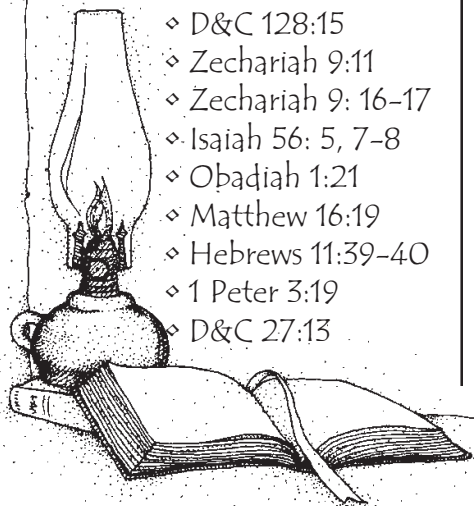
♥ Prayer and scripture study are very important! Pondering and studying these verses will help you understand the importance of what you are doing and will help you be more sensitive to the spirit.♥

FAMILY HISTORY RESEARCH AND TEMPLE WORK:

- ◇ D&C 6:3-7
- ◇ D&C 138: 47-60
- ◇ D&C 128:18-19, 24
- ◇ 1 Chronicles 9:1
- ◇ Psalms 122
- ◇ Isaiah 42: 6-8
- ◇ Malachi 4:5-6
- ◇ John 5:25
- ◇ Omni 1:1-2
 - ◇ D&C 110:12
 - ◇ D&C 128:15
 - ◇ Zechariah 9:11
 - ◇ Zechariah 9: 16-17
 - ◇ Isaiah 56: 5, 7-8
 - ◇ Obadiah 1:21
 - ◇ Matthew 16:19
 - ◇ Hebrews 11:39-40
 - ◇ 1 Peter 3:19
 - ◇ D&C 27:13

OBEDIENCE AND BLESSINGS

- ◇ 1 Nephi 3:7
- ◇ John 7:17
- ◇ Romans 5:19
- ◇ D&C 103:7
- ◇ D&C 132:6-7
- ◇ Genesis 18:14
- ◇ Romans 4:20
- ◇ Luke 1:37
- ◇ Exodus 24:7
- ◇ Deuteronomy 5:27
- ◇ Deuteronomy 6:3
- ◇ Deuteronomy 28:1
- ◇ Isaiah 1:19
- ◇ Jeremiah 11:4
- ◇ Matthew 7:24
- ◇ Matthew 26:39
- ◇ Luke 11:28
- ◇ D&C 98:22
- ◇ Abraham 3:25-26



©Debbie G. Harman 1998




◆ **Since biblical times** the Lord has commanded us to keep records. As latter-day saints, we have been told to seek out our dead and perform saving ordinances on their behalf. You may want to obey these commandments, but just don't know where to begin. You may feel inadequate. You may think you do not have the knowledge or talents required to become a genealogist, but that is just not true! In D&C 4:3 the Lord says, "Therefore, if ye have desires to serve God ye are called to the work." He doesn't require research expertise or computer skills. All you need is a desire, then follow the spirit. By starting you "knock," and "it shall be opened unto you."♥



◆ **So why wait?** You have all the Lord requires. Make a goal to complete the following seven steps and by next week you will go to the Stake Family History Center. Start each step by praying and reading some of the scriptures listed in this booklet, then proceed to follow the directions. In just minutes a day you will not only become a successful genealogist, but you will be a "savior of men." It's that easy!♥

Day One: Family Group Record



◆ **This step is a snap!** There is a blank family group sheet on the next page. Fill in information for your immediate family. If you are a parent, list yourself as the "husband" or "wife" and fill in the sheet accordingly. If not, list yourself as a "child" (write all children in birth order) and your parents will be the "husband" and "wife." Make sure you are using full, legal names and verify any dates you are unsure of. Don't make this step hard. Just fill in what you know and the things that are easy to look up in records you have in your possession. Guess what? You're a genealogist and family historian!♥

Family Group Record

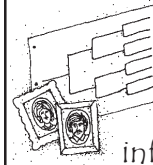
Page _____ of _____

Husband		<input type="checkbox"/> See "Other Marriages"
Born	Place	
Christened	Place	
Died	Place	
Buried	Place	
Married	Place	
Husband's father		
Husband's mother		
Wife		
Born	Place	
Christened	Place	
Died	Place	
Buried	Place	
Wife's father		
Wife's mother		
Children List each child in order of birth.		
1	Sex	Name <input type="checkbox"/> See "Other Marriages"
	Born	Place
	Christened	Place
	Died	Place
	Spouse	
	Married	Place
2	Sex	Name <input type="checkbox"/> See "Other Marriages"
	Born	Place
	Christened	Place
	Died	Place
	Spouse	
	Married	Place
3	Sex	Name <input type="checkbox"/> See "Other Marriages"
	Born	Place
	Christened	Place
	Died	Place
	Spouse	
	Married	Place
Prepared by		Address
Phone		
E-mail address		
Date prepared		

Printed by Personal Ancestral File

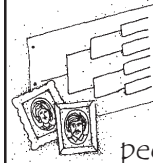
Use this Family Group Record to organize information about your immediate family. As you do more research you will fill out a form like this for the families of each person on your pedigree chart. ♥

Day Two: Starting Your Pedigree Chart



◆ **We've been told** we are responsible for our ancestors back 4 generations. There is a blank pedigree chart in this booklet. Fill in as much information as you know. Put your information as #1.

Day Three: The Searching Begins




◆ **Sit down with your pedigree** and look at the information you are missing. Who would be able to help you fill in the blanks? Make a list of people that may know missing names, dates and places. Look over your completed list and choose the person who is likely to have the most information. Call them. Grab a pen and call them now! Tell them you are interested in family history and have some questions. Look at the chart as you are talking and ask for information blank by blank. This step can seem hard, but ends up being a pleasure! ♥

Day Four: Dig a Little Deeper



◆ **Pick up the list you made yesterday** and look at the names. Compare it with the blanks on your pedigree chart. Who else can you call? Who would have answers? This may be a good time for personal prayer. Choose a few more names and call them. Ask specific questions; names, dates, places. Ask what they remember about their grandparents. Write everything down or record the conversations. Enjoy talking to your family members. If any of your relatives have access to e-mail then you have an easy way to contact them. You may want to write letters to a few relatives and drop them in the mail. Keep it simple. Just state that you are interested in making a family history record (if you'd like, send them copies of your pedigree so they can help fill in the blanks). You will be surprised at the response and help you will receive. ♥

Day Five: Record the Information



◆ **Use your computer or write** on the forms to record all of the information you have collected so far. If you have a computer but need family history software it is readily available. You can get Personal Ancestral File (PAF) by calling your ward family history consultant or the friendly staff at the Stake Family History Center. Software can also be downloaded free from the church website found at "www.familysearch.org". ♥

Day Six: Find Out What You Know



◆ **Figure out what you know.** You may have more information than you think. Get a notebook and write all the places from your pedigree chart. If you know of family ties to other countries or places, (even if you don't have names or dates) write them down as well. Places can be countries, states, providences, cities, churches, schools, hospitals, cemeteries, etc. These are the places where events such as births, christenings, education, marriages or deaths occurred. Now make a list of all known religions in your family (if you know the names of churches and locations please put them in the "places" list). Next, make note of any known immigrations your ancestors have made. List everything you can about those events. When did they travel? Between what countries? What were the exit and entry ports? Did they have Visas? What was their mode of transportation? The answers to these questions can be very helpful. ♥

Day Seven: Go to the Family History Center

◆ **Collect your notes, charts and files** so you can go to the Stake Family History Center. The people there will help you extend your pedigree and prepare names for the temple. YOU DID IT! You accomplished your goal and are worthy of all the blessings that come from doing your family history. ♥

HELPFUL RESOURCES

FOR FAMILY HISTORY RESEARCH

◆ **Ward Family History Specialists:** There are some wonderful people who are called to help ward members with family history. They have all the church materials, software and training to assist you. Feel free to contact them! ♥

◆ **Your Stake Family History Center:** The Stake Family History Center has access to the information stored at the church genealogical library in Salt Lake and in the church vaults (which is the largest collection of records in the world). You can use those records without the hassle, cost and inconvenience of travelling to the main library. This local stake office has friendly staff members who are eager to help you search those files online, order microfiche films and check census records. There are so many possibilities you really must go find out what is available there. ♥

◆ **Family History Mini-Classes:** You can find family history and genealogy classes offered through stake, ward or community education programs. Check with your ward or stake consultants to find out what classes are available. ♥

◆ **Church Website:** The LDS church family search website is an excellent resource for researching, recording and sharing your genealogical information. This website is not only helpful, but it is easy to use. ♥

www.familysearch.org

◆ **Other Internet Resources:** One of the most common uses of the internet is for genealogical research. The church website contains links to numerous helpful resources. If you don't find what you need there, then use a search engine to access the many informative family history sites. ♥

Pedigree Chart

Chart no. _____

No. 1 on this chart is the same as no. _____ on chart no. _____

Circle the letters when ordinances are completed.

- B** Baptized
- E** Endowed
- P** Sealed to parents
- S** Sealed to spouse
- C** Children's ordinances
- F** Family group record exists for this couple

<p>2</p> <p>(Father of no. 1) B E P S C F</p> <p>Born/Chr: _____</p> <p>Place: _____</p> <p>Married: _____</p> <p>Place: _____</p> <p>Died: _____</p> <p>Place: _____</p>	<p>4</p> <p>(Father of no. 2) B E P S C F</p> <p>Born/Chr: _____</p> <p>Place: _____</p> <p>Married: _____</p> <p>Place: _____</p> <p>Died: _____</p> <p>Place: _____</p>	<p>8</p> <p>(Father of no. 4) B E P S C F</p> <p>Born/Chr: _____</p> <p>Place: _____</p> <p>Married: _____</p> <p>Died: _____</p> <p>Place: _____</p>	<p>9</p> <p>(Mother of no. 4) B E P S</p> <p>Born/Chr: _____</p> <p>Place: _____</p> <p>Died: _____</p> <p>Place: _____</p>
<p>5</p> <p>(Mother of no. 2) B E P S</p> <p>Born/Chr: _____</p> <p>Place: _____</p> <p>Died: _____</p> <p>Place: _____</p>	<p>10</p> <p>(Father of no. 5) B E P S C F</p> <p>Born/Chr: _____</p> <p>Place: _____</p> <p>Married: _____</p> <p>Died: _____</p> <p>Place: _____</p>	<p>11</p> <p>(Mother of no. 5) B E P S</p> <p>Born/Chr: _____</p> <p>Place: _____</p> <p>Died: _____</p> <p>Place: _____</p>	<p>12</p> <p>(Father of no. 6) B E P S C F</p> <p>Born/Chr: _____</p> <p>Place: _____</p> <p>Married: _____</p> <p>Died: _____</p> <p>Place: _____</p>
<p>3</p> <p>(Mother of no. 1) B E P S</p> <p>Born/Chr: _____</p> <p>Place: _____</p> <p>Died: _____</p> <p>Place: _____</p>	<p>6</p> <p>(Father of no. 3) B E P S C F</p> <p>Born/Chr: _____</p> <p>Place: _____</p> <p>Married: _____</p> <p>Place: _____</p> <p>Died: _____</p> <p>Place: _____</p>	<p>13</p> <p>(Mother of no. 6) B E P S</p> <p>Born/Chr: _____</p> <p>Place: _____</p> <p>Died: _____</p> <p>Place: _____</p>	<p>14</p> <p>(Father of no. 7) B E P S C F</p> <p>Born/Chr: _____</p> <p>Place: _____</p> <p>Married: _____</p> <p>Died: _____</p> <p>Place: _____</p>
<p>1</p> <p>B E P S C F</p> <p>Born/Chr: _____</p> <p>Place: _____</p> <p>Married: _____</p> <p>Place: _____</p> <p>Died: _____</p> <p>Place: _____</p> <p>(Spouse of no. 1) B E P S</p> <p>_____</p>	<p>7</p> <p>(Mother of no. 3) B E P S</p> <p>Born/Chr: _____</p> <p>Place: _____</p> <p>Died: _____</p> <p>Place: _____</p>	<p>15</p> <p>(Mother of no. 7) B E P S</p> <p>Born/Chr: _____</p> <p>Place: _____</p> <p>Died: _____</p> <p>Place: _____</p>	<p>Cont. on chart no. _____</p>

Prepared by _____	Date prepared _____
Telephone _____	Date prepared _____

Opportunities for Joy in Our Families: THOU SHALT...

...**train** up a child in the way he should go. (Prov. 22: 6)

...**set in order** your own house. (D&C 93: 43-44, 50)

...**suffer** little children, and **forbid them not** to come to Christ. (Matt. 19: 14)

...**obey** your parents. (Eph. 6: 1-3; Col. 3: 20; Prov. 1:8)

...**teach** children to walk in truth and soberness... serving one another. (Mosiah 4: 14-15)

...**do** the will of your Father. (John 6: 38; 3 Ne. 27: 13; Luke 2:51)

...**turn away your indignation**. (D&C 98: 45-48)

...**teach** thy children of the Lord, and great shall be their peace. (3 Ne. 22: 13; Isa. 54: 13)

...**administer** to the sick. (James 5: 14-15)

...**teach** children gospel principles. (D&C 68: 25, 27-28)

...**bring up** your children in light and truth. (D&C 93: 40)

...**humble yourself**. (Matt. 18: 1-4)

...**put off** the natural man and **become as a child**. (Mosiah 3: 19; 27: 25-26)

...**lay hold upon every good thing**. (Moro. 7: 19)

...**fear not**, for you are Christ's. (D&C 50: 40-41)

...**seal** the children to the parents. (D&C 138: 48)

...**be fruitful**, and multiply. (Moses 2: 27-28)

...**remember** that it is not good for man to be alone. (Moses 3: 18)

...**labor together**. (Moses 5: 1)

...**command your children**, and they shall keep the way of the Lord. (Gen. 18: 17-19)

...**teach** these words unto thy children. (Deut. 6: 7; 11: 19)

...**love** your son and **chasten** him. (Prov. 13: 24; 23: 13)

...**live joyfully** with your spouse whom thou lovest. (Eccl. 9: 9)

...**bring up** your children in the nurture of the Lord. (Eph. 6: 1-4; Enos 1: 1)

...**provide** for your own family. (1 Tim. 5: 8; D&C 75: 28; D&C 83: 4)

...**exhort your children** with all the feeling of a tender parent. (1 Ne. 8: 37)

...**talk of Christ** so your children may know to what source they may look. (2 Ne. 25: 26)

...**love** your children. (Jacob 3: 7)

...**defend** families. (Alma 43: 47)

...**pray** in families. (3 Ne. 18: 21)

...**not despise** your mother when she is old. (Prov. 23: 22)

...**influence** others only **by love** unfeigned. (D&C 121: 41)

...**make** all things known unto your children. (Moses 5: 12)

...**honor** thy father and thy mother. (Ex. 20: 12)

...**hear** the instruction of thy father. (Prov. 1: 8; 13: 1; 23: 22)

...**encourage** the conferring of the Holy Ghost. (D&C 20: 68; 33: 15)

...**worship** the true and living God. (D&C 138: 38-39)

...**turn** the heart of the fathers to the children. (Mal. 4: 5-6; 3 Ne. 25: 5-6; D&C 110: 13-16)

...**bless** thy children. (D&C 20: 70)

...**provide temple ordinances**. (D&C 124: 39)

...**seek marriage** in the covenant. (D&C 132: 19-20)

...**encourage** the conferring of the priesthood. (D&C 84: 6-16; 107: 41-52)

...**be saved**. (A of F 1: 3)

...**be baptized for the dead**. (1 Cor. 15: 29; D&C 124: 29-36)

...**serve** so thy children and husband rise up and call you blessed. (Prov. 31: 28)

...**teach your children to walk in faith**. (Alma 56: 47; Alma 57: 21)

